

Abuse, Risk, and PTSD of Male Victims of Partner Violence



Denise A. Hines, Ph.D., Clark University
dhines@clarku.edu

Paper presented at the 117th Convention of the American Psychological Association, August 6, 2009, Toronto, Ontario, Canada

Sponsored by: National Institute of Mental Health Grant # 1R21MH074590

Special Thanks: Sehar Mahmood, Lindsay Danforth, Danielle Goldman, Jessica Robie, Michelle Sepe, and Sarah Beth Waxman

Background: Male Victims of Partner Violence

- Best population-based studies show that 25⁰-50% of all PV victims in a given year are men.
- Existence of male victims has been source of much controversy.

Purpose of Today's Presentation:

- Provide empirical descriptive data on:
 1. The aggressive behaviors that occur in the men's relationships and how frequently.
 2. Childhood experiences that may put them at risk for sustaining IPV and poor mental health.
 3. The possible mental health consequences of sustaining IPV for men.

Methods: Helpseeking Sample

- Criteria:
 - Heterosexual men
 - Ages 18-59
 - In a relationship lasting at least one month in the previous year
 - Physically assaulted by female partner within previous year
 - Sought outside assistance/support
 - Lived in U.S.
- N = 302

Methods: Community Sample

- Criteria:
 - Heterosexual men
 - Ages 18-59
 - In a relationship lasting at least one month in the previous year
 - Lived in U.S.
- $N = 520$

Methods: Survey

- Data collected through Internet and phone survey
 - Demographics
 - Conflict Tactics Scales
 - Violence Socialization Scale of the Personal and Relationships Profile
 - PTSD Checklist

Demographics

	Helpseekers (n = 302) M (SD)	Community (n = 520) M (SD)
Male Participants' Age	40.49 yrs (8.97)	43.68 yrs (10.88)*
Female Partners' Age	37.91 yrs (8.61)	41.73 yrs (11.37)*
Male Participants' Approximate Income	\$50.4K (25.7K)	\$49.0K (26.1K)
Female Partners' Approximate Income	\$30.1K (24.3K)	\$31.4 (23.7K)

* Samples are significantly different from each other, $p < .001$.

Demographics

Race/Ethnicity	Helpseeking (n = 302)		Community (n = 520)	
	Male Participant	Female Partner	Male Participant	Female Partner
White	86.8%	74.2% ^a	84.8%	83.3% ^a
African American	6.0%	7.3%	8.3%	6.0%
Hispanic	5.0%	7.6%	5.0%	6.5%
Asian American	4.3%	9.3% ^b	3.1%	4.6% ^b
Native American	2.0%	2.6%	1.0%	2.1%

^{a, b}: Percentages sharing superscripts are significantly different from each other, $p < .01$.

Relationship Characteristics

	Helpseeking (<i>n</i> = 302) M (SD) or %	Community (<i>n</i> = 520) M (SD) or %
Relationship Length	8.16 yrs (6.84) ^a	13.74 yrs (10.92) ^a
% Currently in a Relationship	56.3% ^b	95.8% ^b
Time Since Relationship Ended	6.10 mths (7.69) (<i>n</i> = 112)	3.26 mths (2.16) (<i>n</i> = 22)
% of relationships with minor children	73.2% ^c	45.3% ^c

a, b, c: Percentages sharing superscripts are significantly different from each other, $p < .001$.

Q1: Types & Frequency of Aggressive Behaviors Sustained

% Who Sustained Psychological & Physical Aggression

	Helpseeking Sample (n = 302)	Community Sample (n = 520)
Severe Psychological Aggression	96.0% ^a	13.7% ^a
Controlling Behaviors	93.4% ^b	20.0% ^b
Minor Physical Aggression	98.7% ^c	15.4% ^c
Severe Physical Aggression	90.4% ^d	5.8% ^d
Any Physical Aggression	100.0%	16.3%

a, b,c,d: Percentages sharing superscripts are significantly different from each other, after controlling for significant covariates, $p < .001$.

Q1: Types & Frequency of Aggressive Behaviors

Psychological & Physical Aggression Sustained

	Helpseeking Sample: Mean # of Acts Sustained in Previous Year		Community Sample: Mean # of Acts Sustained in Previous Year	
	<i>M (n)</i>	<i>SD</i>	<i>M (n)</i>	<i>SD</i>
Severe Psychological	28.90 (290) ^a	26.20	9.13 (71) ^a	13.26
Controlling Behaviors	42.62 (282) ^b	36.25	11.36 (104) ^b	16.31
Minor Physical	32.01 (298) ^c	34.33	8.66 (80) ^c	19.18
Severe Physical	16.74 (273) ^d	22.06	11.54 (30) ^d	24.08
Any Physical	46.72 (302)^e	53.48	12.22 (85)^e	33.29

a, b, c: Means sharing superscripts are significantly different from each other, after controlling for significant covariates, $p < .001$.

Q1: Types and Frequencies of Aggressive Behaviors

% Who Sustained Physical Injuries

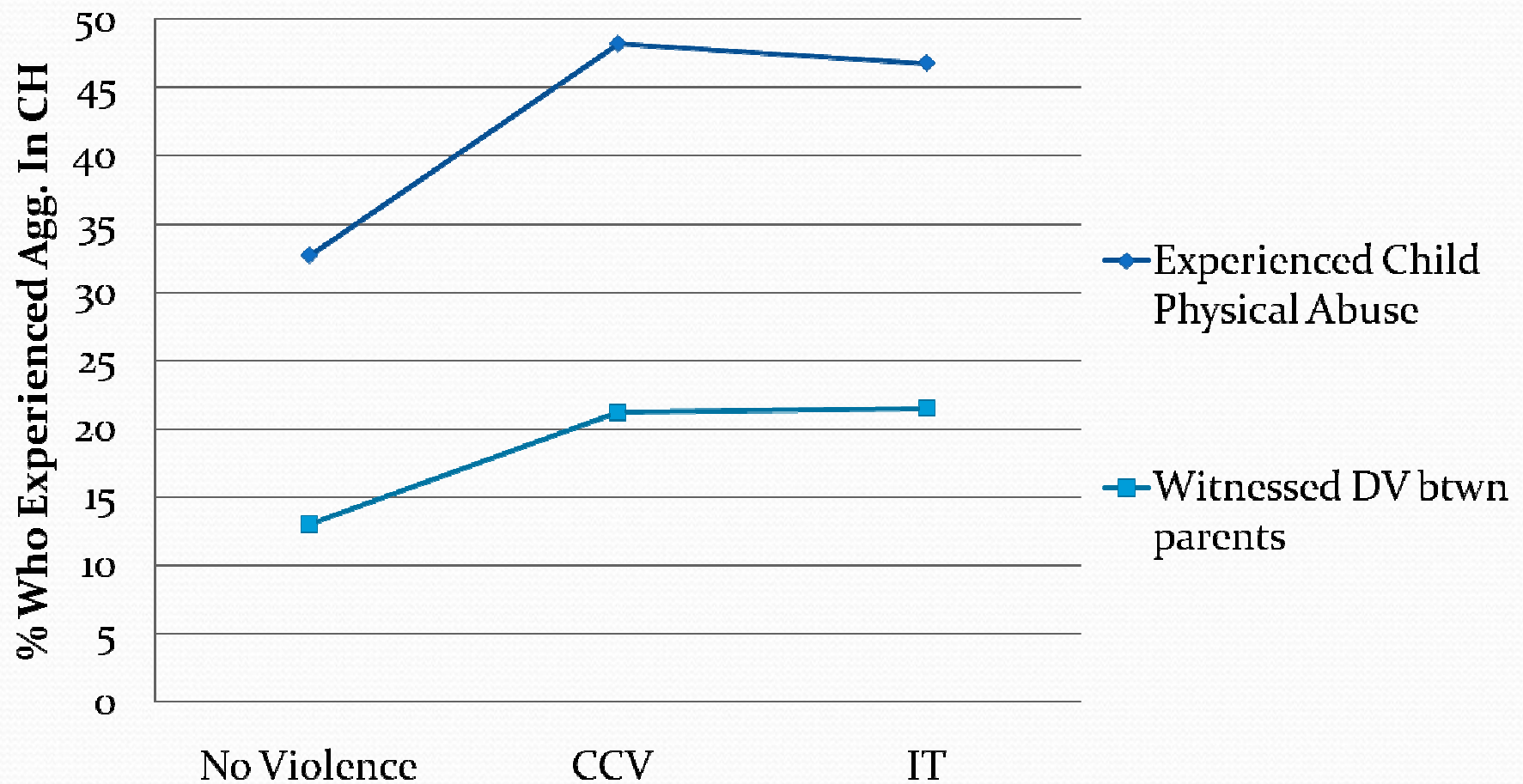
	Helpseeking Sample (n = 302)	Community Sample (n = 520)
Minor	77.5 ^a	3.5 ^a
Severe	35.1 ^b	1.5 ^b
Any	78.5 ^c	4.0 ^c

a, b, c: Percentages sharing superscripts are significantly different from each other, after controlling for significant covariates, $p < .001$.

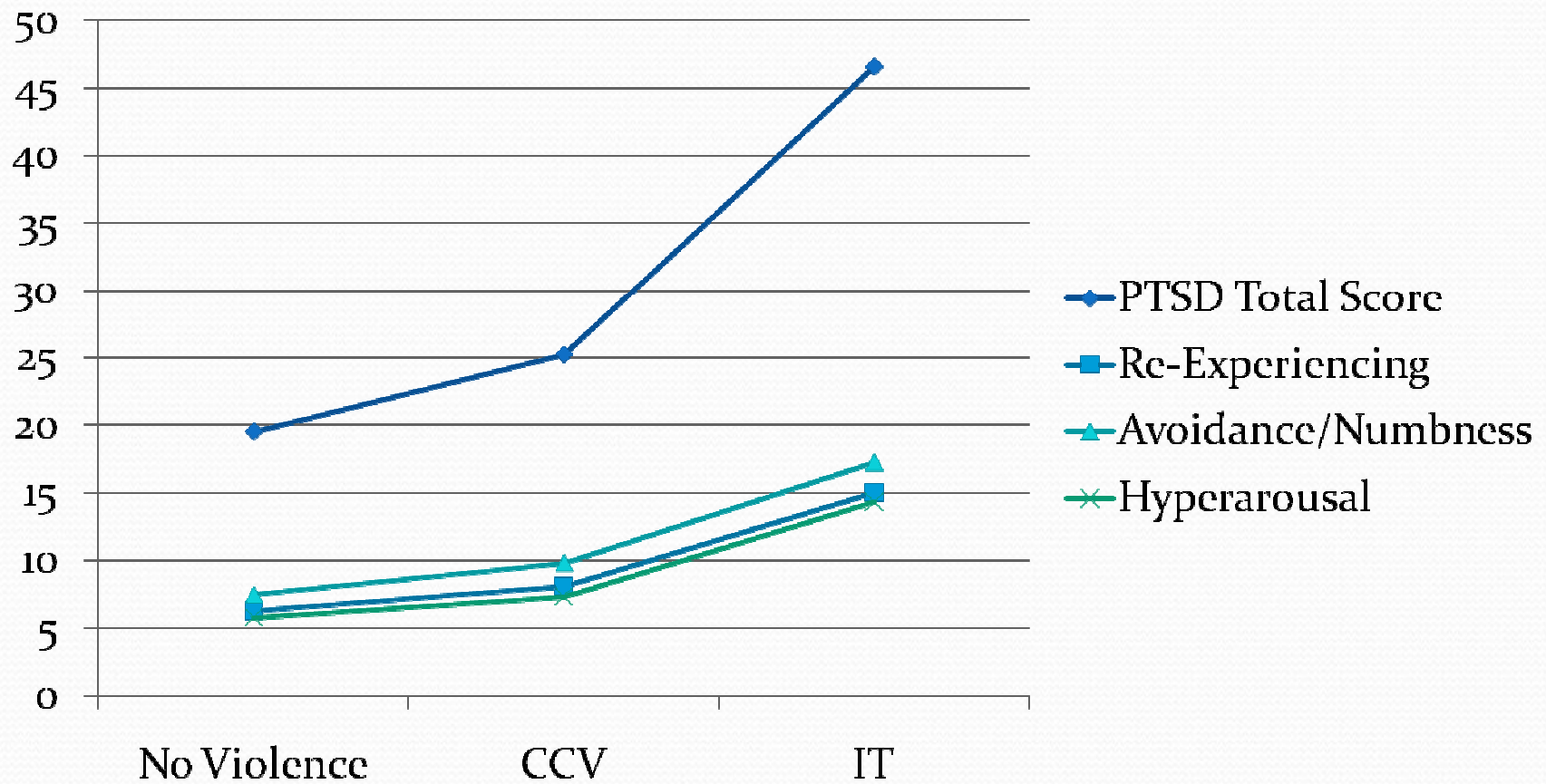
Q1: Types and Frequencies of Aggressive Behaviors: *Intimate Terrorism versus Common Couple Violence*

- **Intimate Terrorism** -- violence is one tactic in a general pattern of control of one member of the couple over the other; IPV is frequent, the controlling and violence is not mutual = *helpseeking sample*.
- **Common Couple Violence** -- low-level, low-frequency violence in a couple where both members are about equally violent; this IPV is not part of an overall pattern of control of one partner over the other = *community sample*.

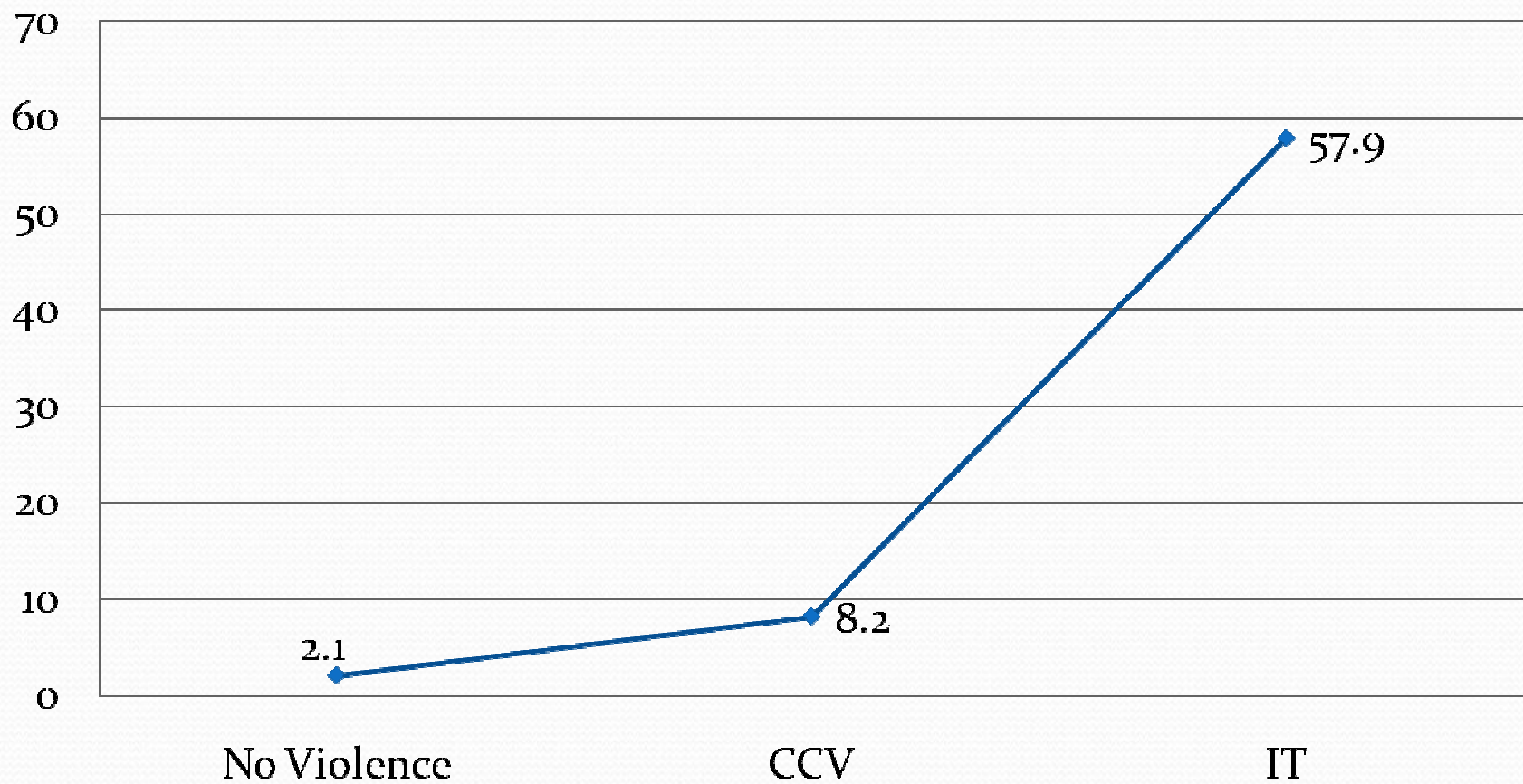
Q2: Possible Childhood Risk Factors for Sustaining IPV and Poor Mental Health: *Childhood Abuse*



Q3: Possible Consequences of Sustaining IPV: *Mean Scores on PTSD Checklist*



Q3: Possible Consequences of Sustaining IPV: *% Scoring Above Clinical Cut-off on PTSD Checklist*

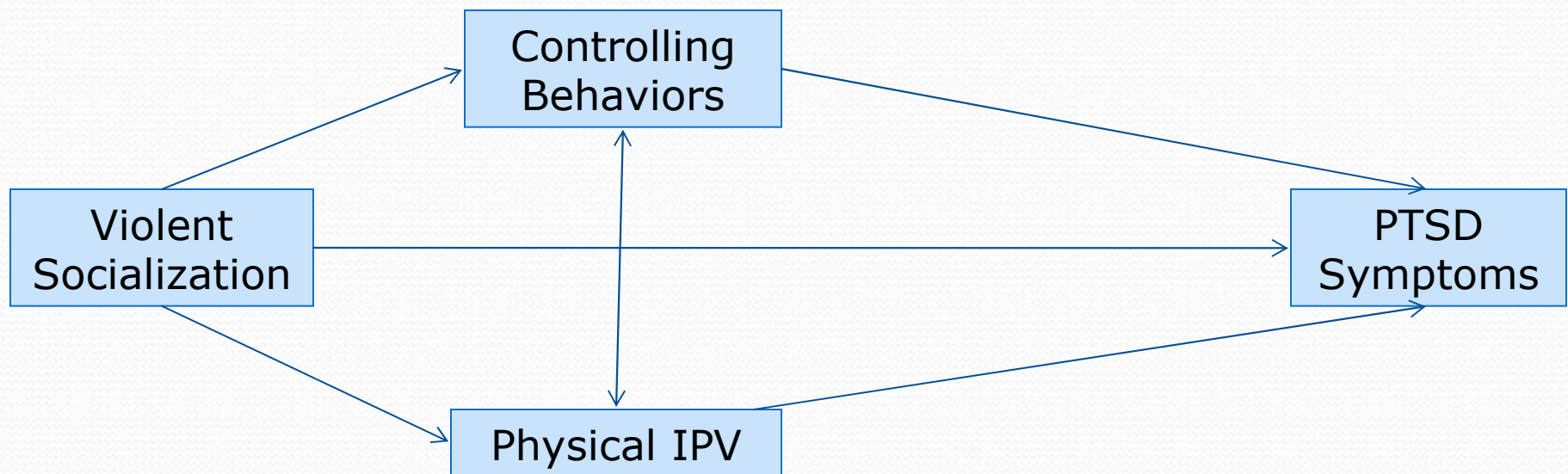


Q3: Possible Consequences of Sustaining IPV: *Correlations between Frequency of Sustained Aggression and PCL Scores*

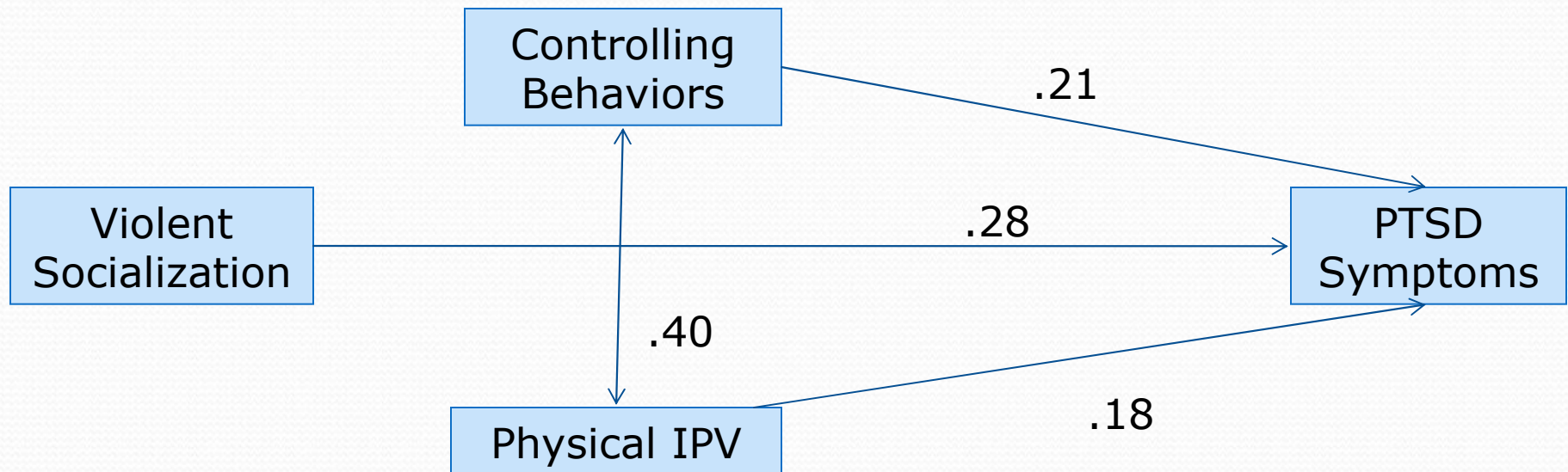
	Total	Avoidance/ Numbness	Re-Experiencing	Hyperarousal
Severe Psychological	.21***	.12*	.21***	.23***
Controlling Behaviors	.29***	.25***	.24***	.27***
Minor Physical	.25***	.20***	.23***	.21***
Severe Physical	.22***	.18**	.21***	.18**
Total Physical	.25***	.20***	.24***	.21***

* p<.05, ** p<.01, ***p<.001

Q3: Possible Consequences of IPV: *PTSD: Path Model Tested*



Q3: Possible Consequences of IPV: *PTSD: Final Path Model*



Conclusions

- Male helpseekers sustained substantial levels of physical and psychological PV from female partners.
- Helpseekers had a stronger history of childhood aggression than men who experienced no violence.
- The main concern for helpseekers was PTSD.
 - Cumulative impact of violent socialization as children and sustaining controlling behaviors and physical IPV as adults.